

# construction products guide



Innovators and Suppliers to the Construction Industry

**PRIMEX**  
CONSTRUCTION

[www.primexconstruction.com](http://www.primexconstruction.com)

### the company

---



Primex Construction - A Division of VPL Enterprises - strives to provide high quality products at a competitive level and excellent service to our customers. Primex's commitment to maintaining the highest standards in everything it does has earned it its reputation for quality, reliability, innovation and above all, customer satisfaction.

More than 35 years since its beginnings, Primex Construction continues to be a leader in the fields of plastic injection molding and product design. Primex offers a full scope of products and services to meet the ever changing needs of both the HVAC and Construction industries. Primex is well known for its ability to provide innovative solutions to even the most complex design issues.

---

### OEM & custom capabilities

Primex Construciton, known for its expertise in plastic product design and manufacturing, has worked with most of the leaders and innovators in the heating construction industry to create customized solutions. Our specialized engineering, manufacturing and product development resources offer a range of solutions in both plastics and metals. We are the OEM for OEMs.

---

### building code compliant

Information in this guide is for reference only. Verify all installation and reference material. Based on your local Provincial, State and National building and other applicable codes and regulations.

# TABLE OF CONTENTS

---

Rainscreen Compatible Products .....	2
<b>HVAC Outdoor</b>	
RV20 – Low Profile Roof Vent .....	3
RV28 – Goose Neck Roof Vents .....	4
RVL28 & WC28 – Low Profile Roof Vent & Wall Cap .....	5
WC Series – Exterior Wall Vents .....	6
WC4xxNS & DV4 – Exhaust Dryer Vents .....	7
WCX5 & WCXF – Extended Brick Wall Cap .....	8
WCD Series, WCT Series & WCL Series – Exterior Wall Vents .....	9
SV28 & SV Series Soffit Vents .....	10
SV156 & SV6x9 Soffit Vents .....	11
RDV Series & EB4X90 Squeeze Elbow .....	12
<b>HVAC Indoor</b>	
HR / HRA Series – Classic & Designer Series Heat Registers .....	13
RG & RGB Series – Return Air Grilles .....	14
WG & WGX Series – Whisper Grilles / Diffusers .....	15
<b>Building Products</b>	
Gutter Accessories / LS4 Leaf Strainer .....	16
Gutter Accessories / Miscellaneous / 501 Trim Plates .....	17
Trim Plates with Drip Edge / Trim Plates .....	18
Enclosures – In Wall & Surface Mounted .....	19
Primex Product Color Guide .....	20
Terms & Conditions .....	21



## PRIMEX RAINSCREEN COMPATIBLE PRODUCTS

## FEATURED PRODUCTS

What is a Rainscreen?

Architects and designers seeking better moisture management and energy efficiency from the exteriors of their projects are turning to rain screens as a solution for both. A Rain Screen is an exterior cladding infrastructure that sits away from a building's outside wall's weather-resistant barrier, creating a cavity that allows weather-related moisture to easily pass through and away from the building. The air that flows between the rain screen and the wall accelerates evaporation of any residual moisture.

### INTAKE / EXHAUST VENTS



RV2068 - Dark Brown



SV2801 - Snow White



RV2831 - Light Grey



RVL2831 - Light Grey

### WALL CAPS



WCXF668 - Dark Brown



WCX545 - Tan



WC631 - Light Grey



WC31045 - Tan



WC401NS - Snow White



WCL731 - Light Grey



WCT531 - Light Grey



WCD545 - Tan

### TRIM PLATES



201R



201T



301R



301T



401S



501B



501T

# HVAC OUTDOOR ROOF VENTS



## RV20 - LOW PROFILE ROOF VENT

### features and benefits:

- Eliminates leaky joints and maximizes water protection with one-piece molded hood
- Ensures watertight installation with over-sized flange
- Long lasting durability with UV protected, impact resistant polymer resin
- Compatible with 4 or 5 inch ducting with included RV45 easy snap-in adapter
- Simple intake/exhaust conversion via removable damper
- Quick and easy installation with, installer-friendly packaging (i.e. vent/adaptor bagged together)

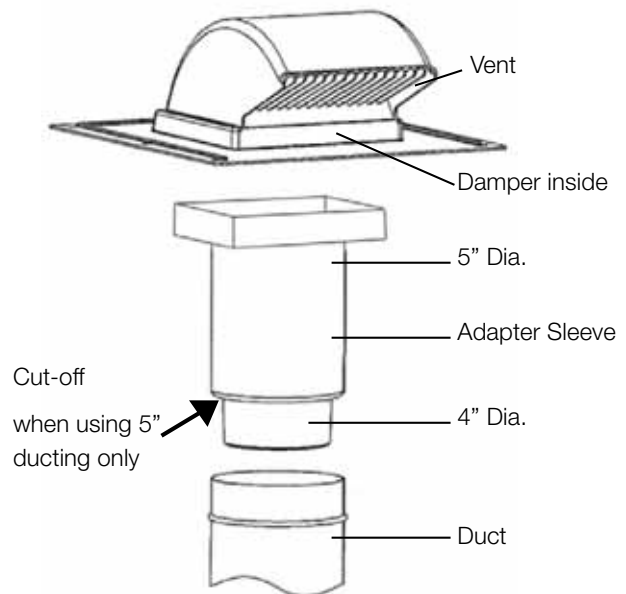


### applications:

- Through-roof exhaust of dryers, bathroom & kitchen fans, stove vents
- Intake for furnaces, fresh air make-up, attic venting

### notes & specs:

- For dryer applications we recommend “No bird screen (NS)” model
- Free Area = 20 square inches (129 square centimeters)
- Hood Size: 6.5” x 6.88” x 4.88”
- Standard configuration of RV20 Kit comes with screen, damper and RV45 Adapter



### colors:

- Black 25
- Dark Brown 68
- Dark Grey 28
- Light Grey 31
- Tan 45

part #	free area	description	pkg'g
RV20KIT	20.9 sq. in.	Roof mount: intake/exhaust vent with screen	10/box
RV20KITNS	21.4 sq. in.	Roof mount: intake/exhaust vent without screen	10/box



## RV28 - GOOSE NECK ROOF VENT

# HVAC OUTDOOR ROOF VENTS

### features and benefits:

- Provides all-weather ventilation with 5" of additional height for snow clearance
- Maximize inventories turns with single hood size and separate 4 to 8 inch easy snap-in adapters
- Eliminates leaky joints and maximizes water protection with one-piece, molded hood
- Ensures watertight installation with over-sized flange
- Long lasting durability with UV protected, impact resistant polymer resin
- Simple intake/exhaust conversion via removable damper

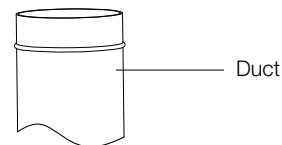
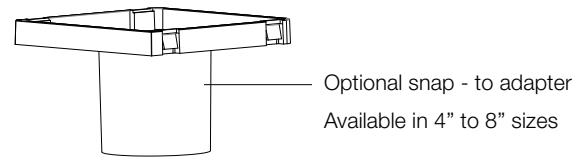
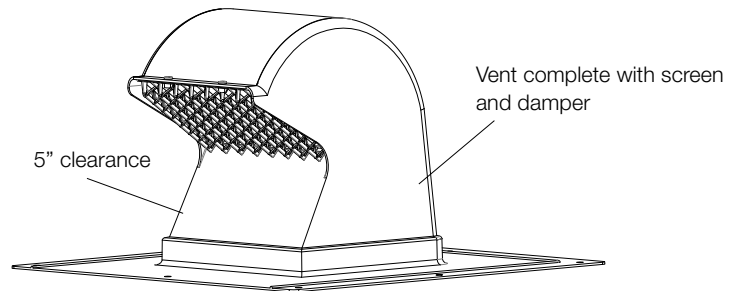


### applications:

- Through-roof exhaust of dryers, bathroom & kitchen fans, stove vents
- Intake for furnaces, fresh air make-up, attic venting

### notes & specs:

- For dryer applications we recommend "No bird screen (NS)" model
- Free Area = 26.5 square inches (171 square cm)
- Hood Size: 7.5" x 7.25" x 9.38"
- Standard configuration of RV28 comes with removable screen and damper
- RV28 adapters sold separately



### colors:

- Black 25
- Dark Brown 68
- Dark Grey 28
- Light Grey 31
- Tan 45

part #	size	free area	description	pkg'g
RV28	7½" x 7¼" x 9.38"	26.5 sq. in.	Exhaust Vent with screen	5/box
RV28NS	7½" x 7¼" x 9.38"	31.8 sq. in.	Exhaust Vent without screen	5/box

### snap-in adapters (accessories)

part #	size	free area	description	pkg'g
RV28-4	4" Diameter	12.6 sq. in.	Duct adapter: 4"	30/pkg
RV28-5	5" Diameter	19.6 sq. in.	Duct adapter: 5"	30/pkg
RV28-6	6" Diameter	26.5 sq. in./ 28.3 NS	Duct adapter: 6"	25/pkg
RV28-7	7" Diameter	26.5 sq. in./ 31.8 NS	Duct adapter: 7"	25/pkg
RV28-8	8" Diameter	26.5 sq. in./ 31.8 NS	Duct adapter: 8"	18/pkg


# HVAC OUTDOOR ROOF VENTS



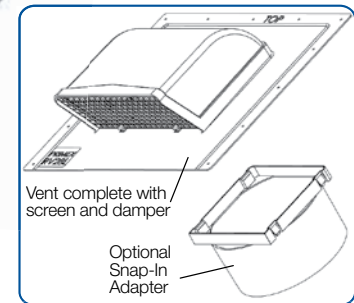
## RVL28 - ROOF VENT / WC28 - WALL CAP

### features and benefits:

- Enhances aesthetics with low profile that blends in with roof
- Keep inventories low with single hood size and separate 4 to 8 inch easy snap-in adapters
- Increases installation options because it can be used on steep slope roofs (<60 degrees) and even as a wall cap (WC28)
- Eliminates leaky joints and maximizes water protection with one-piece, molded hood
- Ensures watertight installation with over-sized flange
- Long lasting durability with UV protected, impact resistant polymer resin
- Simple intake/exhaust conversion via removable damper



RVL28 - Dark Grey



### applications:

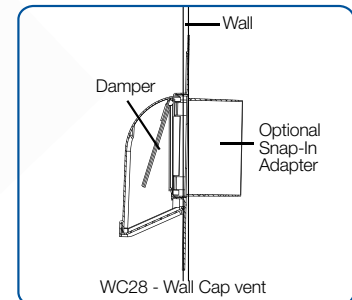
- Through-roof exhaust of dryers, bathroom & kitchen fans, stove vents
- Intake for furnaces, fresh air make-up, attic venting

### notes & specs:

- For dryer applications we recommend "No bird screen (NS)" model
- For steep roof (<60 degrees) and vertical wall applications, order WC28 model
- Free Area = 27.8 square inches (179.4 square centimeters)
- Hood Size: 10.25" x 10.5" x 4.38"
- Flange Size: 16.25" x 18.63"
- Standard configuration of RVL28 and WC28 come with removable screen and damper
- RV28 adapters sold separately



WC2801 - Snow White



### colors:

#### RVL28:

- Black 25
- Dark Brown 68
- Light Grey 31
- Dark Grey 28

#### WC28:

- Light Grey 31
- Snow White 01
- Tan 45
- Taupe 23

part #	size	free area	description	packaging
RVL28	see above	27.8 sq. in.	Roof mount: intake/exhaust vent with screen	6/box
RVL28NS	see above	40.3 sq. in.	Roof mount: intake/exhaust vent without screen	6/box
WC28	see above	27.8 sq. in.	Wall Cap: intake/exhaust vent with screen	6/box
WC28NS	see above	40.3 sq. in.	Wall Cap: intake/exhaust vent without screen	6/box

### snap-in adapter (accessories)

RV28-4	4" Diameter	12.6 sq. in.	Duct adapter: 4"	30/pkg
RV28-5	5" Diameter	19.6 sq. in.	Duct adapter: 5"	30 /pkg
RV28-6	6" Diameter	27.8 sq. in./ 28.3 NS	Duct adapter: 6"	25/pkg
RV28-7	7" Diameter	27.8 sq. in./ 38.5 NS	Duct adapter: 7"	25/pkg
RV28-8	8" Diameter	27.8 sq. in./ 40.3 NS	Duct adapter: 8"	18/pkg



## WC SERIES - INTAKE & EXHAUST VENTS

# HVAC OUTDOOR EXTERIOR WALL VENTING

### features and benefits:

- Compatible with rain screen applications via extended base that compensates for cavity between wall and cladding
- Eliminates leaky joints and maximizes water protection with one-piece molded hood and built-in drip edge.
- Integrity of the "Building Envelope" is maintained via removable hood that makes cleaning or replacement simple.
- Long lasting durability with UV protected, impact resistant, polymer resin
- Ensures watertight installation with over-sized flange



WC631 - Light Grey



WC631 - Side view

### applications:

- Through-wall exhaust of dryers, bathroom & kitchen fans, stove vents
- Intake for furnaces, fresh air make-up



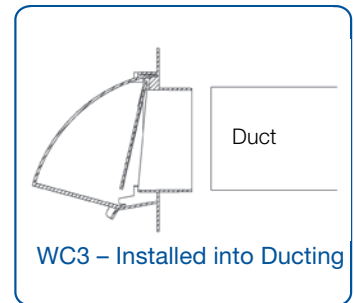
WC31045 - Tan Range Hood

### notes and specs:

- For dryer applications we recommend "No bird screen (NS)" model
- Removable damper makes conversion of intake/exhaust simple



WC6 - Installed



WC3 - Installed into Ducting

### colors :

- Black 25
- Light Grey 31
- Snow White 01
- Tan 45
- Taupe 23

with bird screen	W/O bird screen	collar size	free area	description	pkg'g
WC3	WC3NS	3"	7.7 sq. in.	For use with 3" dia. ducting	25/box
WC4	WC4NS	4"	9.5 sq. in.	For use with 4" dia. ducting	25/box
WC5	WC5NS	5"	19.6 sq. in.	For use with 5" dia. ducting	10/box
WC6	WC6NS	6"	28.3 sq. in.	For use with 6" dia. ducting	10/box
WC7	WC7NS	7"	38.5 sq. in.	For use with 7" dia. ducting	18/box
WC8	WC8NS	8"	46.8 sq. in.	For use with 8" dia. ducting	18/box

### range hood vents

part #	duct boot	free area	description	pkg'g
WC310	3" x 10"	30.2 sq. in.	Wall Cap Vent: use with 3" x 10" register boot or slab duct	18/pkg
WC310K	3¼" x 10"	30.2 sq. in.	Range Hood Vent: use with 3¼" x 10" kitchen transition boot or slab duct	18/pkg

# HVAC OUTDOOR EXTERIOR WALL VENTING



## WC4XXNS - RAIN SCREEN DRYER / EXHAUST VENT (NO SCREEN)

### features:

- Quick and easy to install
- Adapted for dryer venting applications
- Wall cap vents include a drip edge on a flanged base to help drain away water
- Removable hood for line servicing without compromising the “Building Envelope”
- Molded one piece base
- Removable damper for intake or exhaust applications
- Made with UV protected polymer resin
- Highly resistant to mechanical impact
- Works with most types of sidings



free area: 12.6 sq. in.

### colors:

- Black 25
- Light Grey 31
- Snow White 01
- Tan 45
- Taupe 23

part #	description	free area	pkg'g
WC401NS	4" Dryer/Exhaust N/S Snow White	12.6	25/box
WC423NS	4" Dryer/Exhaust N/S Taupe	12.6	25/box
WC425NS	4" Dryer/Exhaust N/S Black	12.6	25/box
WC431NS	4" Dryer/Exhaust N/S Light Grey	12.6	25/box
WC445NS	4" Dryer/Exhaust N/S Tan	12.6	25/box

## DV4 - DRYER / EXHAUST VENT (NO SCREEN)

### features:

- Low profile one piece design
- Accommodates 4" ducting
- No leaky seams on the vent hood
- Made from UV stabilized polymer resin



free area: 12.6 sq. in.

### colors:

- Snow White 01
- Taupe 23

part #	description	free area	pkg'g
DV401	Dryer/Exhaust Vent No Screen Snow White	12.6	24/box
DV423	Dryer/Exhaust Vent No Screen Snow Taupe	12.6	24/box

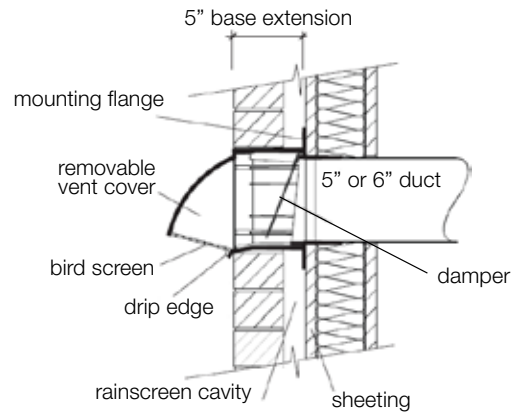


## WCX - DOME COVER

# HVAC OUTDOOR EXTENDED BRICK WALL CAP

### features:

- Molded one piece base
- Incorporated drip edge for superior rain water management
- Suitable for brick and masonry walls
- Built in bird screen
- Removable hood for line servicing without disturbing "Building Envelope"
- Removable damper for intake applications
- Available in 5" and 6" models
- Easy to install
- Made with UV protected polymer resin
- Highly resistant to mechanical impact



### colors:

- Dark Brown 68
- Light Grey 31
- Snow White 01
- Tan 45
- Taupe 23

part #	description	pkg'g	free area
WCX5	Extended Wall Cap 5	6/box	19.6
WCX6	Extended Wall Cap 6	6/box	28.3



## WCXF - FLAT COVER

### features:

- Molded one piece base
- Incorporated drip edge for superior rain water management
- Suitable for brick and masonry walls
- Flat screen for flush mount applications
- Built in bird screen
- Removable screen for line servicing without disturbing "Building Envelope"
- Removable damper for intake applications
- Available in 5" and 6" models
- Made with UV protected polymer resin
- Highly resistant to mechanical impact
- Easy to install



### colors:

- Dark Brown 68
- Light Grey 31
- Snow White 01
- Tan 45
- Taupe 23

part #	description	pkg'g	free area
WCXF5	Extended Wall Cap 5	9/box	19.6
WCXF6	Extended Wall Cap 6	9/box	28.3

# HVAC OUTDOOR EXTERIOR WALL VENTING



## WCD & WCT - DOUBLE & TRIPLE INTAKE & EXHAUST VENTS

### features:

- Available with screen or full opening
- Vents can be ordered with or without screen
- Quick and easy to install
- Adaptable for intake or exhaust applications
- Wall cap vents include a drip edge on a flanged base to help guard against rain
- The hood is removable for cleaning or replacement and for line servicing without compromising the “Building Envelope”
- Assembled base
- Removable damper for intake or exhaust applications
- Made with UV protected polymer resin
- Highly resistant to mechanical impact



WCT531 - Light Grey



WCD545 - Tan

### colors:

- Black 25
- Light Grey 31
- Snow White 01
- Tan 45
- Taupe 23

part #	free area	description
WCD5	2 x 19.6 sq. in.	Double wall cap will fit 5" diameter ducting
WCD6	2 x 25.0 sq. in.	Double wall cap will fit 6" diameter ducting
WCT5	3 x 19.6 sq. in.	Triple wall cap will fit 5" diameter ducting
WCT6	3 x 25.0 sq. in.	Triple wall cap will fit 6" diameter ducting

## WCL SERIES - LOW PROFILE INTAKE & EXHAUST VENTS



### features:

- Attractive low profile design
- Fits 7" or 8" diameter ducts
- Bird screen
- Quick and easy to install
- Adaptable for intake or exhaust applications
- Incorporated drip edge for superior rain water management
- Removable hood for line servicing without disturbing “Building Envelope”
- Molded one piece base
- Removable dampers for intake or exhaust applications
- Made with UV protected polymer resin
- Highly resistant to mechanical impact



low profile cap

### colors:

- Black 25
- Light Grey 31
- Snow White 01
- Tan 45
- Taupe 23

part #	free area	description
WCL7	38.5 sq. in.	Low profile wall cap will fit a 7" diameter duct
WCL8	50.3 sq. in.	Low profile wall cap will fit a 8" diameter duct

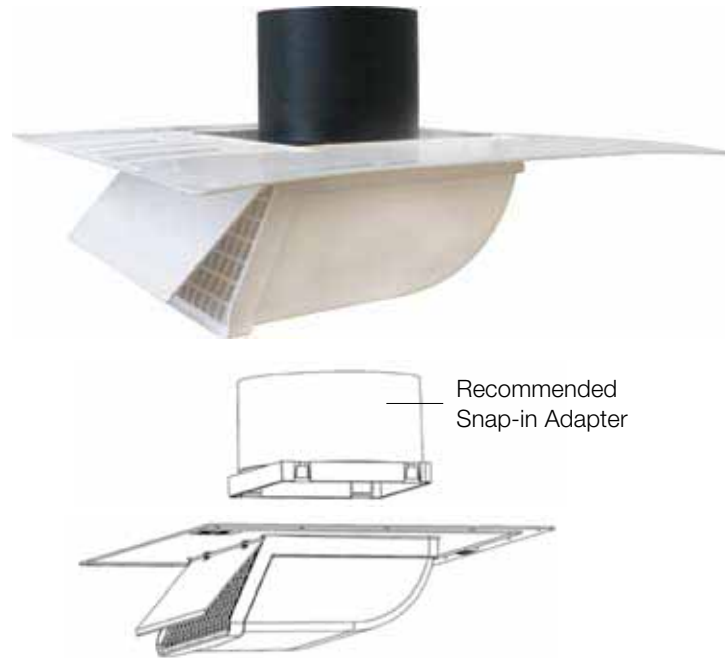


## SV28 - SOFFIT INTAKE & EXHAUST VENT

# HVAC OUTDOOR SOFFIT VENTS

### features:

- Low profile one piece molded hood eliminates leaky joints and provides maximum water protection
- Optional screen and removable damper
- Available for intake or exhaust applications
- Snap-in adapters ensure a tight seal
- Quick and easy to install
- Made with UV protected polymer resin
- Available in Snow White (01) & Taupe (23)



### approx. sizes:

Flange: 16 1/4" x 18 5/8"

Hood: 10 1/4" x 10 1/2" x 4 3/8"

part #	size	free area	description	pkg'g
SV28	see above	27.6 sq. in.	Soffit vent with screen	6/box
SV28NS	see above	40.3 sq. in.	Soffit vent w/o screen	6/box

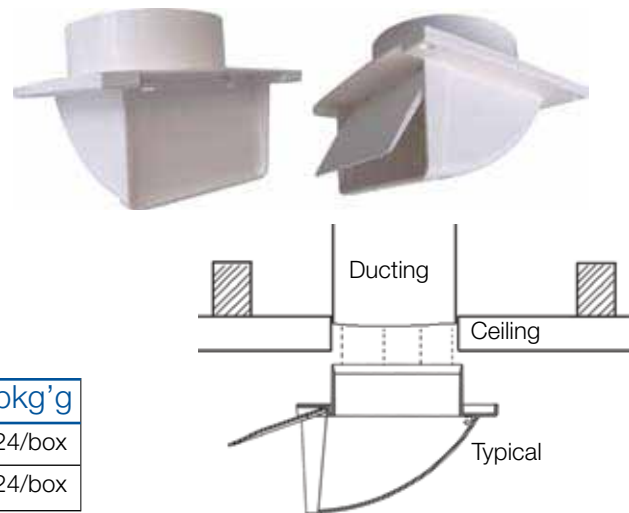
### snap-in adapters (accessories)

RV28-4	4" Diameter	12.6 sq. in.	Duct adapter: 4"	30/pkg
RV28-5	5" Diameter	19.6 sq. in.	Duct adapter: 5"	30/pkg
RV28-6	6" Diameter	27.6 sq. in./ 27.6 / 28.3 NS	Duct adapter: 6"	25/pkg
RV28-7	7" Diameter	27.6 sq. in./ 27.6 / 38.5 NS	Duct adapter: 7"	25/pkg
RV28-8	8" Diameter	27.6 sq. in./ 27.6 / 40.3 NS	Duct adapter: 8"	18/pkg

## SV SERIES - SOFFIT VENT

### features:

- Low profile one piece design is less obtrusive than traditional vents
- Models for 4" & 5" ducting
- No leaky seams on the vent hood
- Made from UV stabilized polymer resin
- Available in Snow White (01) & Taupe (23)



part #	free area	description	pkg'g
SV4	12.6 sq. in.	4" dia. soffit vent with damper	24/box
SV5	13.3 sq. in.	5" dia. soffit vent with damper	24/box

# HVAC OUTDOOR SOFFIT VENTS

## SV156 SERIES - SLAB DUCT SOFFIT VENT

### features:

- Molded one piece base
- Fits most brands of slab duct
- Removable damper for intake applications
- Manufactured to replace the standard metal discharge hoods currently available
- Low profile one piece molded hood eliminates leaky joints and maximizes water protection
- Made from UL listed V0 polymer
- UV stabilized
- Hoods are easily cleaned or replaced

### colors:

- Light Grey (31)
- Snow White (01)

### size:

- Flange: 6" x 15"
- Hood: 4 7/16" x 12 1/16"



part #	description	free area	pkg'g
SV156	Slab Duct Soffit Vent	27.8	24/box

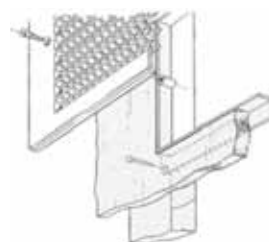
## SV6X9 - SOFFIT VENT

### features:

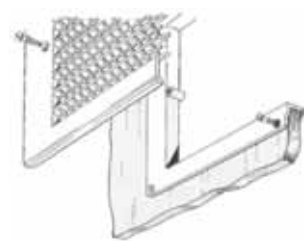
- Molded-in mesh screen
- Comes with 2 installation screws
- The SV6x9 may be installed with or without the access frame
- Made from UV stabilized polymer resin
- Easy to install
- Available in Snow White (01)

free area: 15.7 sq. in.

vent area: 6" x 9"



Reverse Mount Installation



Flush Mount Installation

part #	description	free area	pkg'g
SV6x9SF	Vent kit: screen and access frame	15.7	22/box

# HVAC OUTDOOR SOFFIT VENTS/ ELBOW

## RDV SERIES - SOFFIT VENT

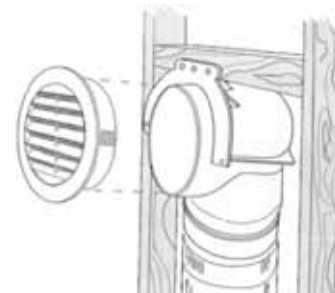
### features:

- Extra long collar for better hose or duct connection
- Molded in mesh screen
- 4 available sizes
- Secure friction fit
- Made from UV stabilized polymer resin
- Available in Snow White (01)



side view

part #	size	free area	description	pkg'g
RDV2S	2" Diameter	1.1 sq. in.	Round screened soffit vent	50/pack
RDV4S	4" Diameter	4.0 sq. in.	Round screened soffit vent	70/box
RDV5S	5" Diameter	6.4 sq. in.	Round screened soffit vent	50/box
RDV6S	6" Diameter	10.3 sq. in.	Round screened soffit vent	30/box

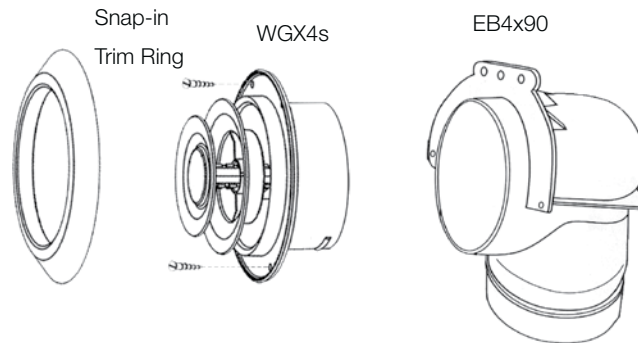


4" Round Vent installed with Primex's 'Squeeze Elbow' EB4x90

## EB4X90 - 90° SQUEEZE ELBOW

### features:

- Impact resistant polymer resin. 4" x 90° plastic stack hood elbow
- Compatible with several 4" diameter Primex vents
- Designed to fit inside 2 x 4 walls
- Works well with WG4, WG4S & RDV4
- Easy installation
- Quick rough-in



Installation using Primex's 'Squeeze Elbow'

Accessories				
part #	size	description	pkg'g	free area
DV401	4" Diameter	Dryer vent	24/box	12.6
RDV4S	4" Diameter	Round, screened soffit vent	70/box	4.00
SV401	4" Diameter	Soffit vent	24/box	12.6
WG401	4" Diameter	Air diffuser	25/box	5.5
WG4S	4" Diameter	Adjust-A-Vent air diffuser with short base	25/box	10.5
WC401	4" Diameter	Wall Cap	25/box	9.5




# HVAC INDOOR HEAT REGISTERS

## HEAT REGISTERS – CLASSIC SERIES

### features:

- Great for floor, ceiling or wall applications
- “Finger tip” air control
- 9 available sizes
- Filter cloth pins
- Many colors to choose from
- Easy to clean
- Made from high strength polymer resin
- See page 22 for indoor colors



part #	size	free area	application	pkg'g
HR210	2.25" x 10"	8.0 sq. in.	Floor / ceiling / sidewall	30/box
HR212	2.25" x 12"	9.6 sq. in.	Floor / ceiling / sidewall	25/box
HR214	2.25" x 14"	10.9 sq. in.	Floor / ceiling / sidewall	25/box
HR310	3" x 10"	9.5 sq. in.	Floor / ceiling / sidewall	25/box
HR408	4" x 8"	11.0 sq. in.	Floor / ceiling / sidewall	20/box
HR410	4" x 10"	13.8 sq. in.	Floor / ceiling / sidewall	20/box
HR412	4" x 12"	16.9 sq. in.	Floor / ceiling / sidewall	25/box
HR414	4" x 14"	19.6 sq. in.	Floor / ceiling / sidewall	15/box
HR612	6" x 12"	25.5 sq. in.	Ceiling / sidewall	24/box


## HEAT REGISTERS – DESIGNER SERIES

### features:

- Great for floor, ceiling or wall applications
- “Finger tip” air control
- 2 available sizes
- Filter cloth pins
- Many colors to choose from
- Easy to clean
- Made from high strength polymer resin
- See page 22 for indoor colors



3" x 10" Desert  
Sand Heat  
Register



4" x 10" Tan  
Heat Register


part #	size	free area	application	pkg'g
HRA310	3" x 10"	9.4 sq. in.	Floor / ceiling / sidewall	25/box
HRA410	4" x 10"	14.2 sq. in.	Floor / ceiling / sidewall	20/box

# HVAC INDOOR RETURN AIR GRILLES

## RG SERIES - RETURN GRILLES / RGB – BASEBOARD RETURN GRILLES

### features:

- 13 available sizes in 6" and 6 available sizes in 8" heights
- There are two available models: Flush Mount (RG) 3/8" depth & Baseboard 3/4" depth (RGB)
- There is an additional center screw hole on grilles 18" and large
- Easy to clean
- Made from high strength polymer resin
- Painted screws
- Available in color Snow White 01



### 6" RETURN AIR GRILLES

baseboard part# RGB	flush mount part# RG	size	free area	description	RG pkg'g	RGB pkg'g
RGB606	RG606	6" x 6"	22.7 sq. in.	Grille with 2 screws	40/box	20/box
RGB706	RG706	7" x 6"	26.3 sq. in.	Grille with 2 screws	40/box	20/box
RGB806	RG806	8" x 6"	30.0 sq. in.	Grille with 2 screws	40/box	20/box
RGB906	RG906	9" x 6"	34.0 sq. in.	Grille with 2 screws	40/box	20/box
RGB106	RG106	10" x 6"	37.7 sq. in.	Grille with 2 screws	40/box	20/box
RGB116	RG116	11" x 6"	41.3 sq. in.	Grille with 2 screws	40/box	20/box
RGB126	RG126	12" x 6"	45.4 sq. in.	Grille with 2 screws	40/box	20/box
RGB136	RG136	13" x 6"	49.0 sq. in.	Grille with 2 screws	40/box	20/box
RGB146	RG146	14" x 6"	52.7 sq. in.	Grille with 2 screws	40/box	20/box
RGB186	RG186	18" x 6"	68.0 sq. in.	Grille with 3 screws	20/box	10/box
RGB206	RG206	20" x 6"	75.3 sq. in.	Grille with 3 screws	20/box	10/box
RGB246	RG246	24" x 6"	90.8 sq. in.	Grille with 3 screws	20/box	10/box
RGB306	RG306	30" x 6"	113.5 sq. in.	Grille with 3 screws	20/box	10/box

### 8" RETURN AIR GRILLES

baseboard part# RGB	flush mount part# RG	size	free area	description	RG pkg'g	RGB pkg'g
RGB128	RG128	12" x 8"	60.5 sq. in.	Grille with 2 screws	36/box	20/box
RGB148	RG148	14" x 8"	70.2 sq. in.	Grille with 2 screws	36/box	20/box
RGB188	RG188	18" x 8"	90.7 sq. in.	Grille with 3 screws	18/box	10/box
RGB208	RG208	20" x 8"	100.4 sq. in.	Grille with 3 screws	18/box	10/box
RGB248	RG248	24" x 8"	121.0 sq. in.	Grille with 3 screws	18/box	10/box
RGB308	RG308	30" x 8"	151.2 sq. in.	Grille with 3 screws	18/box	10/box

# HVAC INDOOR DIFFUSERS

## WG SERIES - ADJUST-A-VENT CEILING DIFFUSER

### features:

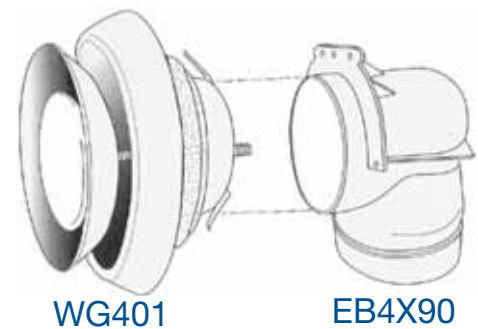
- Dual Flow: Air Supply or Exhaust
- Strong stainless steel grip “clip”, provides a snug fit
- Extra thick foam gasket allows for tight seal on uneven surfaces and provides quiet air flow
- Supplied lock nut fine tunes air flow settings
- Extra long collar simplifies installation
- Made from high strength polymer resin
- WG401 vent (with shorter collar) is compatible with Primex’s “squeeze elbow” accessory: EB4x90
- Easy to install and remove
- Very quiet during operation



### color:

- Available in color Snow White 01

part #	size	free area	description	pkg'g
WG401	4" Dia.	5.5 sq. in.	Adjustable air diffuser with shorter for use w/ EB4x90	25/box
WG401XB (ext. base)	4" Dia.	5.5 sq. in.	Adjustable air diffuser	25/box
WG501	5" Dia.	9.9 sq. in.	Adjustable air diffuser	25/box
WG601	6" Dia.	11.4 sq. in.	Adjustable air diffuser	25/box



Installation using Primex's 'Squeeze Elbow'

## WGX SERIES - TRUE-FLOW VENT

### features:

- Dual Flow: Air supply or exhaust
- 5 sizes
- Increased air flow
- 4 wing adjustment screw to set air flow
- Snap-on trim ring included
- Nearly 'True Size' inner cavity
- WG4S vent is compatible with Primex's "squeeze elbow" EB4x90
- Easy to install and remove
- Secure friction fit
- Added security of mounting screws through base flange
- Trim ring snaps into place over flange to hide mounting screws



part #	size	free area	description	pkg'g
WG4	4" Dia.	10.5 sq. in.	Adjustable air diffuser	25/box
WG4S	4" Dia.	10.5 sq. in.	Adjustable air diffuser with short base for use w/ EB4x90	25/box
WG5	5" Dia.	16.9 sq. in.	Adjustable air diffuser	25/box
WG6	6" Dia.	25.1 sq. in.	Adjustable air diffuser	25/box
WG7	7" Dia.	35.5 sq. in.	Adjustable air diffuser	15/box
WG8	8" Dia.	45.5 sq. in.	Adjustable air diffuser	15/box

### color:

- Available in color Snow White 01

# BUILDING PRODUCTS GUTTER ACCESSORIES

## DOWN SPOUT TILE COVERS

### features:

- Tile adapters connect the downspouts to drain tiles.
- Streamlined design allows for easy, quick installation
- Made with UV protected polymer resin

### colors:

- Black 25
- Dark Brown 68
- Snow White 01

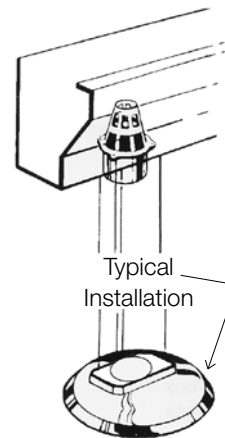


TC2RD -  
2" diameter

TC202 -  
2" x 2"

TC304 -  
3" x 4"

part #	size	packaging
TC2RD	2" Round	50/PK
TC202	2" x 2"	50/PK
TC203	2" x 3"	50/PK
TC2222	2¼" x 2¼"	50/PK
TC2525	2½" x 2½"	50/PK
TC2727	2.625" x 2.625"	50/PK
TC304	3" x 4"	50/PK



## LEAF STRAINER OUTLETS

### features:

- Helps keep debris from clogging your down spouts
- "Snap-in" feature allows for easy installation
- Made with UV protected polymer resin

### colors:

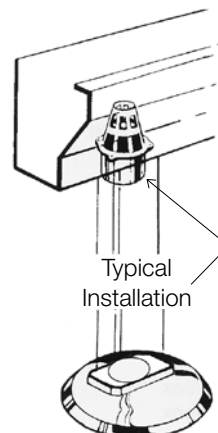
- Dark Brown 68
- Snow White 01



OL2x3

OLO25

OLO2



part #	size	packaging
OL2x3	2" x 3" outlet	500/box
OLO25	2.5" round outlet	200/box
OLO2	2" round outlet	500/box

# BUILDING PRODUCTS

## GUTTER ACCESSORIES / MISCELLANEOUS

### GUTTER MITRE CORNERS

features:

- Interlocking and strip styles available
- 2 styles, 2 sizes. Secure fit installation
- Made with UV protected polymer resin

colors:

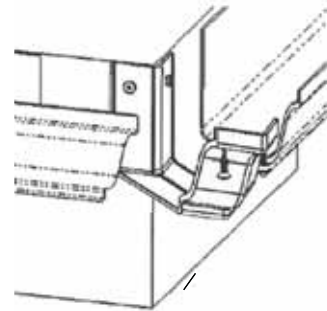
- Dark Brown 68
- Snow White 01



1 piece Strip Mitre for 4" Fascia Gutter

2 piece Interlocking Mitre for 5" Conventional Gutters

interlocking mitre part#	strip mitre part#	size	pkg'g
MII4	MIS4	4" inside	25/box
MII5	MIS5	5" inside	25/box
MOI4	MOS4	4" outside	25/box
MOI5	MOS5	5" outside	25/box



### LEAF STRAINER - LS 401

features:

- Helps keep debris out of weeping tile
- Mounts at ground level for easy maintenance
- 4" outlet to fit 4" weeping tile
- Made with UV protected polymer resin
- Packaging: 25/ box
- Available in Snow White 01



part #	description	packaging
LS401	4x4 Leaf Strainer	25/box

### ACCESS PANEL

features:

- Reversible frame.
- 6" x 9" access opening
- Comes with 2 installation screws
- Low profile design. Ample room to work in
- Easy installation
- Made from high strength polymer resin
- Available only Snow White 01



part #	description	size
AP6x9SW	Access panel kit: incl. cover and frame.	6" x 9"

## 501 SERIES TRIM PLATE



### NEW PRIMEX PRODUCT:

#### features & benefits:

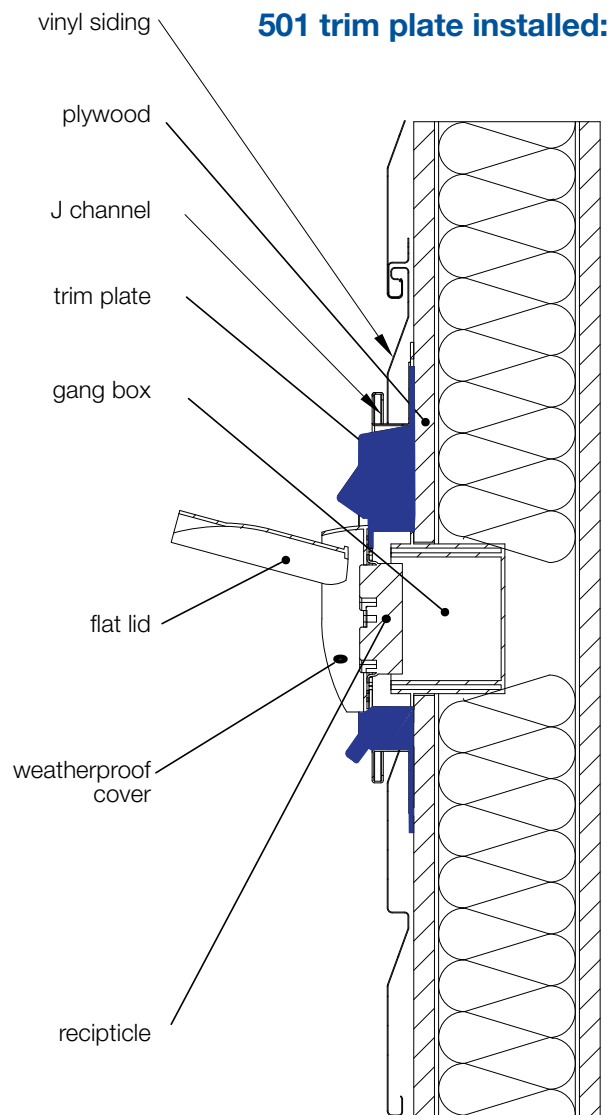
- Easy installation saves time on the job site and reduces human error
- Eliminates leaky joints and maximises water protection with one-piece mold and built-in drip edge
- Integrity of the "Building Envelope" is maintained with seamless mold
- Long lasting durability with UV protected, impact resistant, polymer resin
- Ensures watertight installation with over-sized flange
- Reduce injury with no sharp corners or metal edges that can cut or scrap.

#### advantage:

- Three versions - 501B (blank, custom fit), 501R (rectangular cut, electrical), 501T (round, plumbing fixtures)
- Door bells, HVAC Pipes, electrical outlets, water pipes
- 501T Available for initial or after tap installation

#### notes and specs:

- 501 series meets stringent requirements of the Alberta Building code that pertains to the "trimming out" of and building envelope penetrations
- 501 series has double drip-edge, 301 Series has single bottom drip-edge



part #	description	packaging	size
501B	Outdoor Bells / Unfinished Outlet	20	8.5"x 12 x 1.25"
501R	Electrical / Other	20	8.5"x 12 x 1.25"
501T	Outdoor Hose Bib	20	8.5"x 12 x 1.25"

# BUILDING PRODUCTS TRIM PLATES



## TRIM PLATES WITH DRIP EDGES

\* Available in White only. Code: Snow White 01.



**301B**  
applications:  
Outdoor bells,  
unfinished outlets



**301R**  
applications:  
Outdoor electrical  
outlets and other  
fittings



**301T**  
applications:  
Outdoor water pipe  
fixtures before tap  
installation



**401B**  
applications:  
Outdoor fixtures,  
unfinished outlets



**401S**  
applications:  
Outdoor light  
fixtures and dryer  
vents

part #	description	packaging	size	opening
301B	Outdoor Bells/ Unfinished Outlet	50/PK	4.2" x 6.9" x 1.7"	
301R	Electrical/ Other	50/PK	4.2" x 6.9" x 1.7"	2.2" x 2.7"
301T	Outdoor Hose Bib	50/PK	4.2" x 6.9" x 1.7"	0.75" dia.
401B	Outdoor Fixtures/ Unfinished Outlets	25/PK	6.6" x 7.4" x 1.7"	
401S	Outdoor Light Fixtures & Dryer Vents	25/PK	6.6" x 7.2" x 1.7"	4" dia.

## REGULAR SERIES TRIM PLATE

\* Available in White only. Code: Snow White 01.



**201R**  
applications:  
Electrical outlets and  
other fittings



**201T**  
applications:  
Finish trim on outdoor  
water tap other pipe  
or cable installations.  
Knockout hole  
enlargement to 1 1/8 dia.



**201R + 201W**  
applications:  
Outdoor water  
pipes fixtures after  
tap installation



**201W Adapter**  
applications:  
Adapter for Primex's  
201R & 301R trim  
plates. 2 piece design  
allows for use after  
water tap installation



**201S**  
applications:  
Electrical fittings,  
dryer vents



**201SS**  
applications:  
Screened vent plate

part #	description	packaging	size	opening
201R	Electrical Trim Plate	50/PK	4.2" x 5.9" x 0.9"	2.2" x 2.7"
201T	Hose Bib	50/PK	4.2" x 5.9" x 0.9"	0.8" dia.
201SS	Screened Vent Plate	50/PK	6.4" x 6.4" x 0.9"	
201S	Electrical / Dryer	50/PK	6.4" x 6.4" x 0.9"	
201W	Adapter for 201R / 301R	500/PK	4.2" x 6.9" x 1.7"	0.8" dia.

# PRIMEX PRODUCTS COLOR GUIDE

## PRODUCT COLORS AND COLOR CODES

---

### INDOOR PRODUCT COLORS



01 - Snow White



02 - Bone White



03 - Almond



04 - Tan



05 - Grey



06 - Chocolate Brown



07 - Dusty Rose



08 - Wedgewood Blue



09 - Hunter Green



11 - Black



19 - Caramel



20 - Wood Grain



23 - Taupe



24 - Desert Sand



26 - Khaki

### OUTDOOR PRODUCT COLORS



01 - Snow White



23 - Taupe



25 - Black



28 - Dark Grey



31 - Light Grey



45 - Tan



68 - Dark Brown

---

Due to variations from printing and monitors, the colors that appear on this page might not reflect the accurate color of Primex products. Custom colors are available.

# TERMS & CONDITIONS

---

quantities:	Primex Construction reserves the right to change quantities to the nearest packaging size lots. Minimum order is \$250.00.
freight:	All orders are shipped F.O.B. our facilities.
terms:	Terms are net 30 days from invoice date upon credit approval. Past due invoices are subject to 1.5% interest per month. (18.0% annum.)
warranty:	Primex Construction's obligation and warranty shall be to repair or replace at our discretion, for a period of one year after shipment, any parts which we deem to be defective in material or workmanship. Applies only to equipment and or parts that have been properly installed and not otherwise abused, altered or damaged.
returned goods:	<p>No products may be returned without a material return authorization from Primex Construction.</p> <p>On items that are acceptable for credit, as determined by Primex Construction, a minimum charge of no less than 25% or \$250.00 minimum will be assessed, for handling, inspection and packaging. All returned goods must be shipped freight prepaid.</p>
notice:	Prices, specifications and designs are subject to change without prior notice.
building code complaint	Information in this guide is for reference only. Verify all installation and reference material. Base on your local Province, State and National building and other applicable codes and regulations.

# PRIMEX

CONSTRUCTION

20160 92A Avenue Langley, BC Canada V1M 3A4

tel: 604.881.7875 fax: 604.881.7835

toll free: 1.877.881.7875 toll fax: 1.877.881.7835

[www.primexconstruction.com](http://www.primexconstruction.com)



TEL: 604.881.7875